


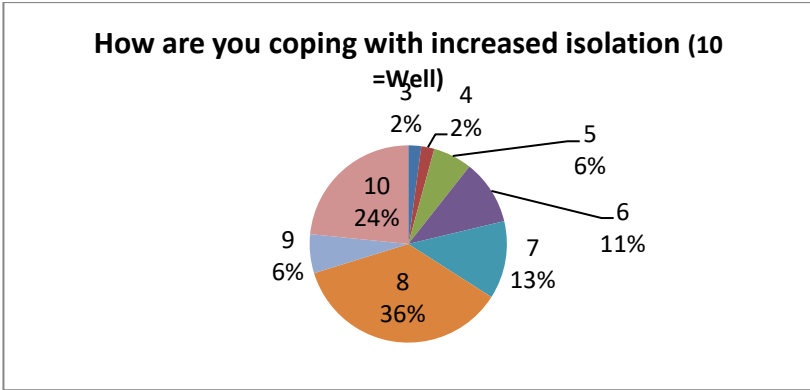
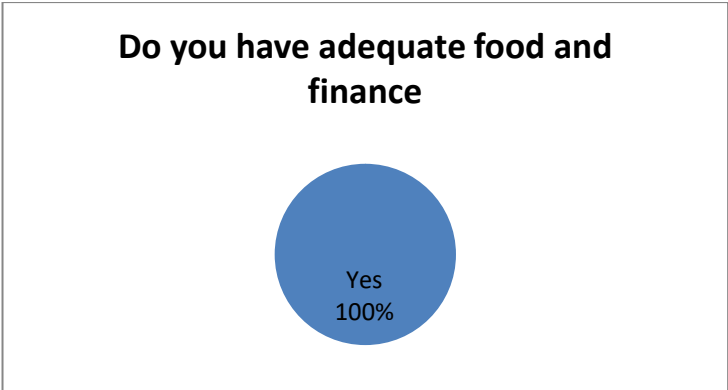
Community Resilience Dashboard

This community resilience survey has been targeted at the general population of Lincolnshire using internet, social media and email. The survey seeks to capture the 'mood' of the community during the COVID 19 incident. The survey captures the impact and mood of public has the pandemic and different interventions are applied by national and local government. The survey will form an insight for the LRF TCG in respect of the impact of different interventions.

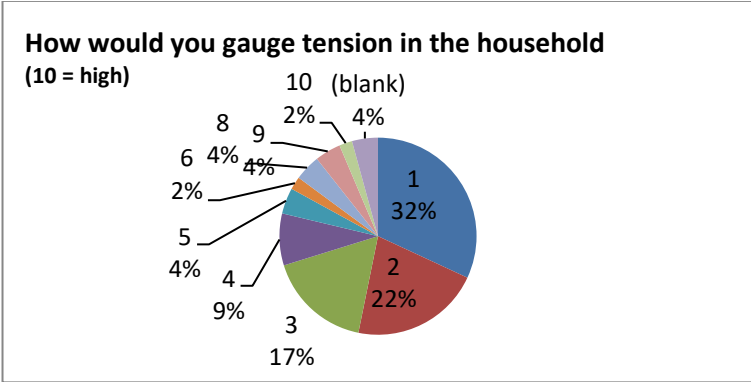


Only 72% of people declared that they had someone in the household who they would identify as being vulnerable and requiring specialist needs, however, 87% stated these needs were being met. Work continues to identify and support those vulnerable in the community. We have 19,000 people identified as vulnerable of which 56% have been engaged.

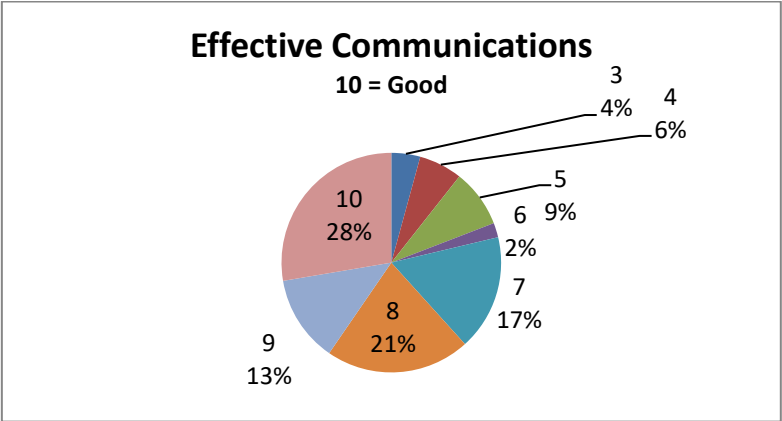
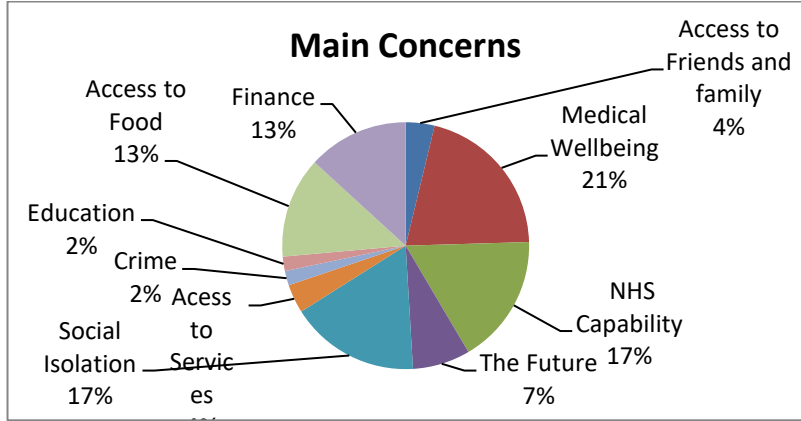
A concern of the LRF TCG was that the general public's main concerns would be access to food and finance, 100% of those who completed the survey stated that they had enough food and funding at this time and that this was not a major concern.



A concern within the LRF was the ability of our community to cope with social distancing and levels of isolation from their families and friends. Our initial data suggests that 66% are coping well with just 6% finding the current requirement a challenge. We continue to monitor compliance and tensions within households using a number of indicators including ASB and Domestic Abuse. The survey sought to capture the tension being experienced in the household as an indicator of coping capacity and increasing risk of Domestic abuse and a move towards non-compliance. At this time the majority of people are reporting low tension in the home.



The survey also sought to capture the main concerns of our community, offering a menu of 10 issues and asking participants to rank those issues of most concern and least concern. The main three issues of concern of importance were Medical Wellbeing (21%); Social Isolation (17%); NHS Capability (17%). The result indicates opportunity to improve community engagement in respect of positive performance in respect of health performance in the county and community compliance.



Demographics

